

NEXSIGNS

QUICK START GUIDE

Version 2.12



NexSigns Quick Start Guide

Topics

- Get Started
- The Plan?
- NexSigns Overview
- Using OnePass
- Definitions
- Questions?

Get Started

NexSigns.com/Start



What is The Plan for your new Digital Signage?



How familiar are you with Computers and Graphic Design?

NexSigns Overview

What is NexSigns?

- Digital Signage Platform by Kuusoft
 - Hardware
 - Nano-PC3
 - Content Management System
 - OnePass

NexSigns Overview

What is a Nano-PC3?

- Digital Signage Hardware
- Plugs into HDTV
- Connects to OnePass for content
- Setup Instructions
 - NexSigns.com/setup



NexSigns Overview

What is OnePass?

- Control Panel for Kuusoft products and services
- Manage Account and Invoicing
- Update NexSigns Digital Signage

USING OnePass

Using OnePass

Connect to OnePass

- OnePass.Kuusoft.com
- Secure Account(s)
- Sub-Accounts Available – [Manage Users](#)

Recommended Web Browsers

- Chrome & Firefox

Using OnePass

Managing NexSigns Digital Signage

- Upload Media
- Create / Edit Multimedia Playlists
 - [Tutorial – Create and Publish a Multimedia Playlist](#)
 - [Tutorial – Edit and Publish a Multimedia Playlist](#)
- Add Templates
- Publish Content

DEFINITIONS

Definitions

Asset

- A piece of media material
- 2 types
 - Image
 - Video

Definitions

Asset

- Image
 - JPG / PNG
 - Full Screen Display
 - Full HD (FHD) is 1920 x 1080 pixels
 - Ultra HD (UHD) is 3840 x 2160 pixels
 - Recommended 72 DPI

Definitions

Asset

- Video
 - Supported
 - MP4 / MPG / AVI / WMV
 - Recommended
 - MP4 / H264 codec / 1080p
 - 3000 to 8000 kbps variable bit rate
 - 128 kbps audio rate (if necessary)

Definitions

Asset

- Video
 - PowerPoint Support
 - upload a PPT or PPTX file
 - converted to a MP4 video file
 - email confirmation sent
- [Tutorial – Upload a PowerPoint File](#)

Definitions

Asset

- 1GB individual file size limit
 - 4GB total media storage for a Nano-PC3
- 1 or more Asset(s) are displayed in a Channel
- [Tutorial – Assets](#)
- [Tutorial – Media Resizing](#)

Image Example – Aspect Ratio

Original Image
(500 x 800 px)



The Original Image placed on a
standard 1080p HDTV




Image Example – Aspect Ratio

Image Resized by NexSigns



Full Screen Aspect Ratio

16:9

Image Resized and Stretched



NexSigns will NOT do this as it distorts the content

Definitions

Channel

- An application which displays Assets
 - Multimedia
 - Scripts & Widgets
- [Tutorial - Multimedia Channel](#)
- [Tutorial - Channels](#)

Definitions

Container

- 2 types
 - Horizontal / Vertical
- Used for screen segmentation
 - percentages
- [Tutorial – Containers](#)
- [Tutorial – Layout Examples](#)

Container Examples

Full Screen

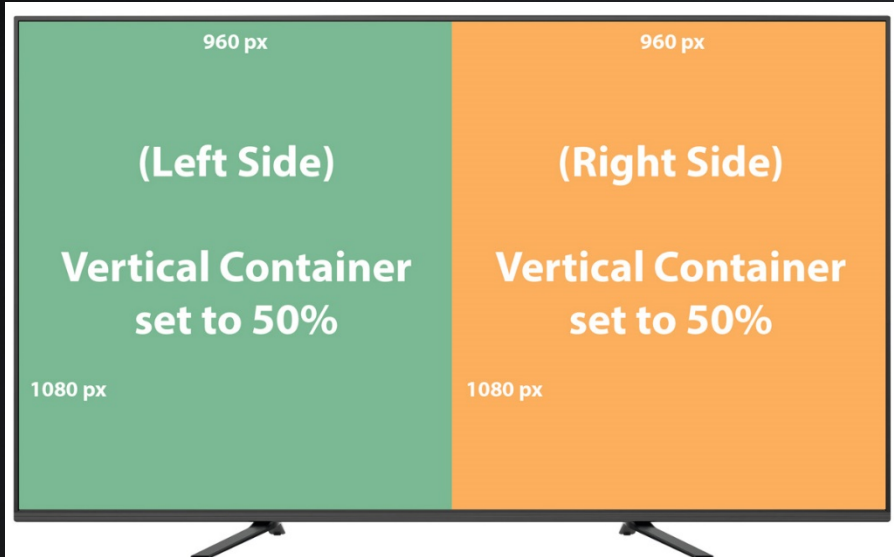


Example #1



Container Examples

Split Screen (Left / Right)

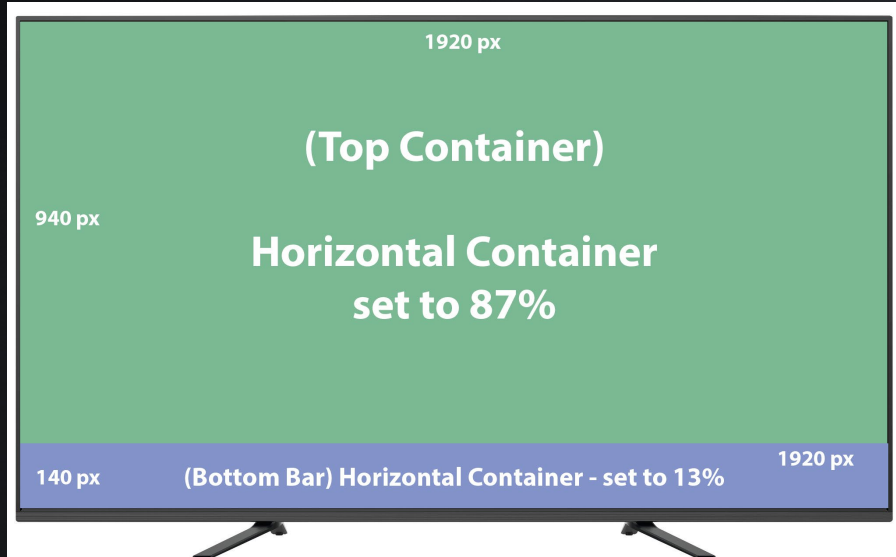


Example #2



Container Examples

Split Screen (Top / Bottom)

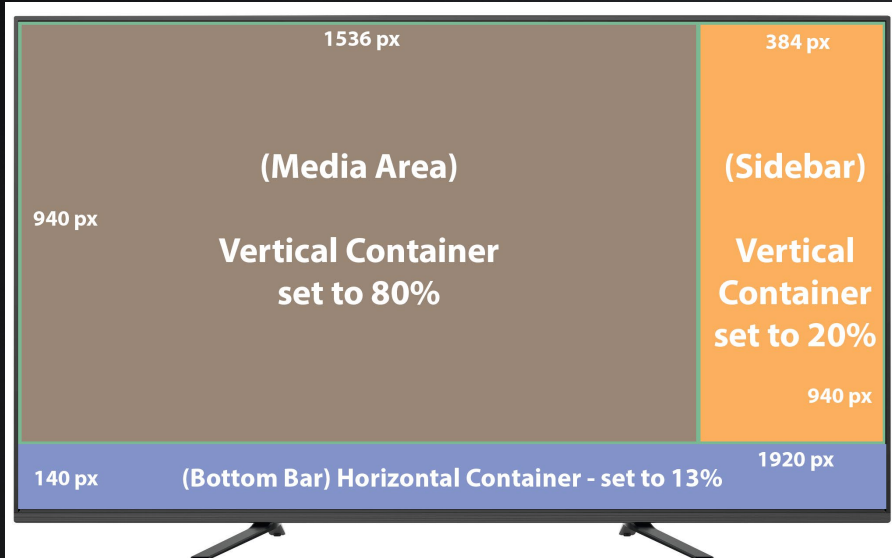


Example #3



Container Examples

Media Area, Side Bar & Bottom Bar

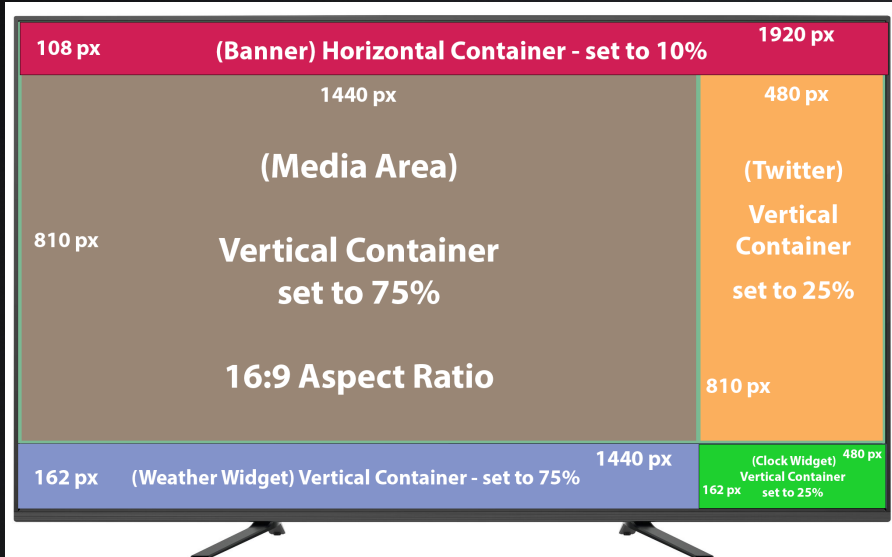


Example #4



Container Examples

Banner, Media, Weather, Clock, and Twitter



Example #5



Definitions

Layout

- Design Draft
- Create unlimited Layouts
- Publish a Layout
- [Tutorial - Layouts](#)

Definitions

Template

- Preconfigured video with editable Images and Text Fields
- Downloaded from the NexSigns Marketplace
- [Tutorial – Templates](#)
- [Tutorial - Create and Publish a NexSigns Template](#)
- [Tutorial - Edit and Publish a NexSigns Template](#)

Definitions

Publish

- Publish a “Layout”
 - Finalizes and submits the design
 - Processes on OnePass servers
 - Automatically downloads to Nano-PC3
 - [Tutorial - Publish](#)

Definitions

Mirroring

- Duplicate Layouts on multiple Devices
 - Create a Layout and play on an infinite number of devices
 - Saves time and ensures consistency
 - [Tutorial - Mirroring](#)

QUESTIONS?

